



SEDMON Preschool Variances

Overview/Guide: June 2023



Agenda



Goals/Purpose



Survey Walkthrough

Preschool Variance by Notification
Preschool Variance by Approval



Additional Information

Goals/Purpose

Identify the changes in the Preschool Variance process,
Complete a Preschool Variance by Notification,
Complete a Preschool Variance by Approval, and
Identify where to find additional information.



What has changed?

Surveys are completed online

Paper copies are not submitted via e-mail, fax, or USPS

Acknowledgements are sent via e-mail

Paper copies are not sent via USPS

Approvals are sent via e-mail

Paper copies are not sent via USPS

Accessing SEDMON Preschool Variance Surveys

The task of inputting information can be delegated by the CEO through the State Education Department Delegated Account System (SEDDAS).

The CEO retains exclusive rights to submit and certify surveys.

<https://www.p12.nysed.gov/seddas/seddas-complete-user-guide.pdf>

<https://www.p12.nysed.gov/seddas/guides/monitoring-vendor-performance-system-mini-guide.pdf>

Log into the Business Portal
(<https://portal.nysed.gov/abp>)


Choose SED Monitoring and Vendor Performance System under *My Applications*

Delegating Rights in SEDMON via SEDDAS



Preschool Variance by Notification

1st student over-enrollment



Acknowledgement E-Mail

Replaces physical letter previously sent via USPS

Sent from ITS-SEDMON@nysed.gov or preschoolvariance@nysed.gov

Sent to e-mail address linked to CEO

Subject line will read *Acknowledgement for Preschool Class Size Variance by Notification [2/10]-month Notification*

First line is the Identifying Label


Does not include student name or other Personal Identifiable Information (PII)

@ r ` r [` , Ø

2-month cycle


July - August

Opens May 1^{month}



Preschool Variance by Approval

2nd student over-enrollment




Authorization E-Mail





Number of Students Number of Teachers Number of Supplementary School Personnel

Special Education Student/Staff Ratio Entity Visible



Entity	Special Education Student/Staff Ratio
Entity 1	0.15
Entity 2	0.25
Entity 3	0.35
Entity 4	0.45
Entity 5	0.55
Entity 6	0.65
Entity 7	0.75
Entity 8	0.85
Entity 9	0.95
Entity 10	1.05
Entity 11	1.15
Entity 12	1.25
Entity 13	1.35
Entity 14	1.45
Entity 15	1.55
Entity 16	1.65
Entity 17	1.75
Entity 18	1.85
Entity 19	1.95
Entity 20	2.05

@ r ` r [` , Ø

2-month cycle

- July - August

Opens May 1 month 278.73 21.0 Tf1 0 0 1 7.488 330.0 Tm0 g0 G0812

